

EDINA MODEL YACHT CLUB

SAIL & SCALE

NEWSLETTER

July 2022 Membership Meeting, News and Other Things

Alexandria Legacy of the Lakes Museum and Classic and Vintage Boat Show

The Club's first in a long while on-the-water boat show. Held at the Arrowwood Resort, there were boats mostly on the water and some on land. Also in town is the Legacy of the Lakes Museum with an astounding collection of classic boats and a lot of other interesting exhibits centering on boating in Minnesota and especially boat manufacturing companies. The museum itself is a very homey, comfortable and pleasant place to spend an afternoon and I highly recommend a day trip to visit. Straight out I-94 in just less than two hours and there you are!

The Museum:





Don't forget to look up!

The Show:



This boat was also at the White Bear Lake show, and at Alexandria won the Skippers Award.



It was busy all day long! At the end of the show we were asked to return next year!

This is new member Glenn Davis with his Edmond Fitzgerald, literally just joined the club and immediately journeyed to Alexandria to be part of our display!




Other things happening:

- We are continuing with the open sailing on the south pond on Sundays, noon to 3:00. This is primarily aimed at introducing people to rc sailing and helping new sailors, and especially encouraging the DF 95 owners to come out, but also for anyone that wants to experience boating on the south pond. Repeating myself, each pond is a different experience, as are the channels that connect the ponds, and at some point it is great to try out each pond and a run through the channels. Right now we know the ponds are experiencing an attack of floating plant material and I would not recommend any boating in the channels. You have to be careful on the center and south ponds (per experience) to avoid floating material. A plan to retrieve your boat if the keel or prop gets fouled is helpful and there is always assistance from your fellow boaters as well as most people in the paddle boats are happy to help if you request their rescue help. Park Manager Tiffany reports they are treating the ponds every week but the lack of rain to flush material out of the ponds and hot temperatures are presenting a challenge.
- Rules of Boating sign: On Sundays I have been putting out Burt's buoys on the south pond to assist new sailors in learning to coordinate wind and sails, and on the way down to the south pond I have been setting out the "Rules of Boating" sign at the

center pond. The park staff has very kindly been moving the sign back to the storage cage at the end of the day for us. That is very much appreciated! We have had minimal issues with boats so far this year but you should feel free, and it would be appreciated, to set the sign out whenever you are at the pond, especially Thursdays and Sundays when activity is the busiest. The whole purpose of the sign is to make people aware that they need to be responsible for running their boat in a courteous manner.

- Got two interesting contacts through the website of people with boats to donate to the club. See the show and tell portion of the member meeting for the second contact. First contact was from Dave Just who had a pretty extensive collection of truly vintage toy boats. I am just going to include a few here. If you have any interest contact me and I will put you in touch with Dave.



- I am continuing to update my email group that receives the newsletter and the occasional other club-wide emails, and there are several people that were members in previous years but are not members this year - that is have not paid their dues. Just a reminder that if you do not plan on being a member you are still more than

welcome to request staying in the group to continue to receive the newsletters. Just drop me a return message. I also need to apologize to people that were members last year but did not receive the newsletters. I did not coordinate well enough with Julia, who tracks our membership, and a few new members were not included in the email group. I have hopefully corrected all omissions with this mailing.

At the meeting:

The second of the summer 8:00 starts. A lot of people are coming down to boat before the meeting, so many that we may be exceeding even Sunday afternoon traffic. Plan on coming down early for the August meeting next month to run a boat before the last of the summer late starts.

A great attendance at the meeting again this month. We have had quite a few new members this year and I want to recognize them for joining the club and for the enthusiasm that they bring. The meeting this month was so much fun and it went pretty late. The news presented at the meeting was at the beginning of this newsletter so we can get right to the show and tell.

First up was the second contact to the club off the website to donate a boat. This was Larry Johnsrud who had a vintage Fairwind that he said “either we take it or it gets put in the trash”! I agreed to meet him to receive the boat at the pavilion on Sunday just before open boating began. “I will be wearing my Stetson hat” said Larry, who I am pretty sure I have worked with at a company many years ago. A Stetson in the heat was not hard to spot, especially since Larry is well over 6 feet tall, and one look at the original box and a quick peek inside and I knew we had a true barn find! Oh, and yes, I did know Larry from previous and long time ago employment. I really only got a good look at the boat when I took it out of the box at the meeting:




It is in beautiful condition, just pristine and appears to be 100% complete! Yeow!! What a find!! See the box in the background, in excellent condition as well.

Next was Jerry Jones who really has a weakness for gorgeous wood boats:



This is Jerry's Marblehead, a 1935 "Madcap". The boat originated in England, sold and moved to New England where Jerry convinced the owner to sell to him. Just a beautiful boat! Jerry was having some difficulty with the drum winch for the sails rigging, which I think we solved after the meeting.




Tight access to the winch for the sails, the drum is below the wiring lower left in the opening. The wheel/pulley at the right is for the rudder.

Next was Ryan Butler with yet another boat, this time a Dumas New Jersey fire boat.



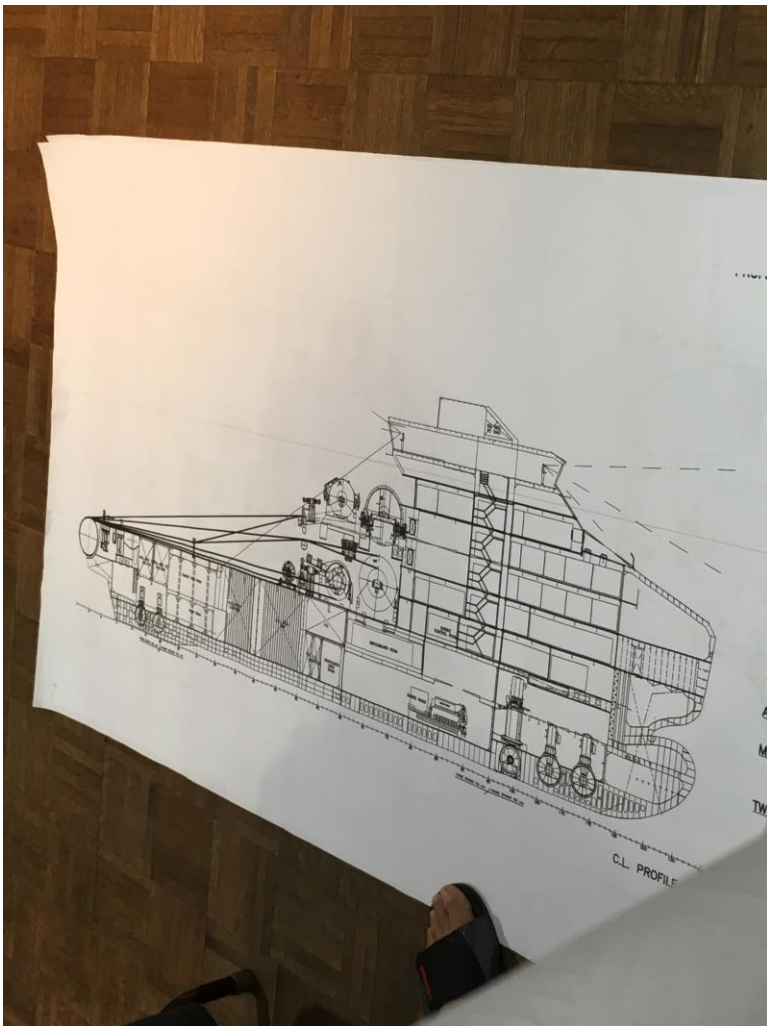
Looks a lot like a Brooklyn I think. A 12 volt system where the water that comes from the fire nozzle also cools the motor, it runs all the time. He has also fitted it with twin floating mesh bags to clean debris from the surface of the pond:





Before we go further with Ryan let's understand that he does not shrink from difficult or arduous tasks. Ryan was explaining he missed the Parade because he had urgent need to re-roof his house, which he did not allow his mother to help him with, but they did work together to install new siding. This is not a family afraid to tackle a project. So how is it that relevant to a rc boat club? Take a look at the hull and the plans for the next project:





Hull and plans came from Slovakia. Come on now! We have had some epoch builds and it looks that there is another one in the making. This hobby and club still have true craftsman, and a common trait is their humbleness and easy going demeanor. Go Ryan!

The meeting ended up, and fell apart with a demonstration by Rob Segal of his vinyl cutting machine. This machine is set up to cut paper, fabrics, even sand blasting masks in addition to vinyl. The cutter is a tiny blade mounted in a cylinder that rotates with the direction of cut. To demonstrate I had sent Rob a file I created in autocad and converted to a pdf file of the new lettering I wanted to install on Bill Uhl's Swedish Ferry boat. Originally the text was non-bold, this is the updated text in Bold:

Book Antiqua Bold
0.25" high

STOCKHOLM

Book Antiqua Bold
0.45" high

KANHOLMEN

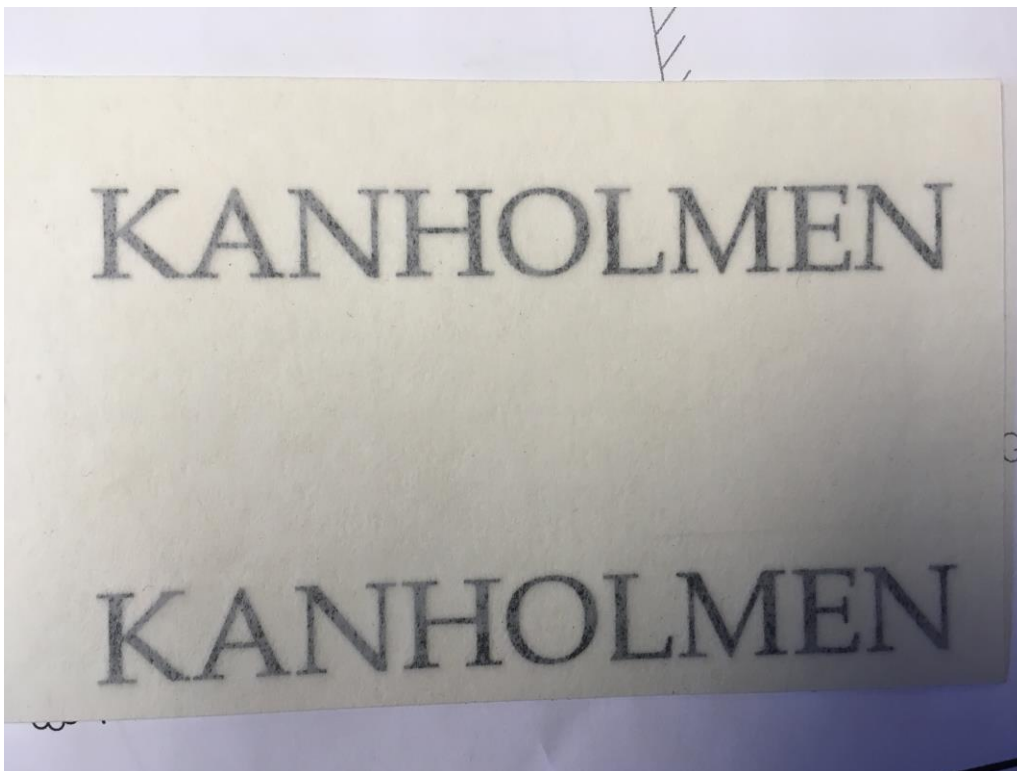
The box around the text is the available space on the boat, with the font and text height to the left. Rob at the machine:



First the machine cuts out the text, letters to be applied or it can do stencil, in this case letter to be applied. This is the original non-bold text printed out:



Here the letters have been cut out and then the film around the text is carefully lifted away and the center of the “O” and “A” is lifted out with a pick or tweezers. Next a lifting paper with low tack is firmly pressed over the cut out letters:



The lettering can then be lifted off the carrier paper and pressed onto the desired surface. What we discovered was that the text for “STOCKHOLM” in Book Antiqua non-bold was cut out with the line work so fine (see photo previous) that it was difficult to peel the excess material away without disturbing the letters, and is a demonstration of how accurately this machine can “print”.

Rob is still working with some other projects for people so if you have something that you would like Rob to print out for you let me know and I will get you in touch. My project was pretty basic and there is a lot of creativity that can be applied to this process. See also on Facebook where Rob Nopola posted his new letters on his boat.

30 Years Ago:

No newsletter in July but the June newsletter was brief and contained notice of the first Parade of Boats held on June 7th with about 65 boats on display, and a discussion of the increased interest in sailboat racing. There was a continuing increase in the numbers of boats racing with at the time 15 boats competing in 3 classes, up to 12 boats racing at a time. All newsletters can be seen on the website. The June newsletter is here: http://www.emyc.org/NewsLetters/92_NewsletterJunWeb.pdf

New Member Help

We have had several new members at the recent meetings and these meetings have been very busy, so much so that I have not been able to properly introduce all new members to the club. If you have not been included in a newsletter could you please send me a picture of yourself and a brief note of how and why you became a member? I would greatly appreciate it. Your joining the club is very important to everyone and it is important that we get to know who you are and your name. Thank you!

Coming up:

- This Sunday is open boating on the south pond from noon to 3:00, and is Fairwind Sunday! Get that old Fairwind out and on the water. These boats deserve another feature time in the sun for the original classic that they are.
- August 11 - 13, RC Airplane Military Fly-in in Owatonna. This is put on by the Southern Minnesota Model Aircraft Club and is a regional event that attracts participants from many states. These are large scale craft including propeller and jet power. The website is: <http://www.namfiflyin.com/>. I continue to promote this event as it really is a bucket list event and every single person from the club, or anyone else that has an interest in radio control events and has been to the show has been completely amazed.
- August 14, Sunday, Light House Night #1. For the new members this is a big deal for the City and the park. The Sousa Band is performing and there are many other sidewalk displays including the Ford Model A club. This event gets a huge audience and has a big participation from the club and others with their boats all lighted up. There is even fireworks at the end of the show. You have to get there early, late afternoon at the latest, or parking is difficult.

I will end the newsletter with a photo at the south pond of the clouds reflecting in the windows of one of the buildings:



Just beautiful being at that pond! I hope you are having a good summer. We still have a lot of boating time left in the year so plan on coming down to the ponds to enjoy the park and your fellow members in a variety of activities!

John Bertelsen
Commodore
Edina Model Yacht Club



Vice Commodores: Gary Tschautscher, Tim Crain, Rob Segal
Treasurer and Membership: Julia Moen
Sailboats: Tony Johnson
Scale Modeling: Kevin Waldo
Fast Electrics and Website: David Petrich
Zoom Meetings, EMYC and ODOM Forums: Gary Tschautscher
DF 95 forum: Burt Fischer
Dry Dock Party: Terry Bertelsen
Face Book: Richard Dahlquist, Todd Moen