

EDINA MODEL YACHT CLUB

SAIL & SCALE


NEWSLETTER

June 2022 Membership Meeting, News and Other Things

Big newsletter this month so let's get into it!

South Pond Open Sailing

The first Sunday of open sailing for beginners and everyone else at the South Pond was a huge success! It was difficult to both sail and at the same time count all the other boats that were on the water, but I think there was close to 15 sailboats at one time plus a couple of power boats too. We had four buoys set out and people were practicing sail settings by sailing ovals and figure 8's around the closest buoys and some sailed out to the farther two to practice rounding the end buoys when racing. Still a couple were practicing hitting the starting line just right with the countdown to start box. Many asked when the next session would be!



That is Ryan Butler and his fleet of four small craft. The catamarans were predictably prone to tip over, but the small sailboat was surprisingly functional and the small fishing boat ran very sweet. Later Ryan tried out a DF 95 and found out how much easier to sail and control it was over the small boat.

Just a small portion of the action on the water, what a great venue for sailing even with swirling winds:



We tried another open sailing last weekend but the winds, so typical this year, were much too high. Rob Segal and I gave it a try with a DF 95 and a Seawind but just when you thought you could manage the wind velocity a gust would come and completely destroy any control you had. After a short session we gave up. With the 4th of July here already we will hopefully have open sailing for those still in town on Sunday the 3rd, and back up to open sailing to especially help new sailors and/or provide an introduction to sailing for new persons the following Sunday the 10th when Bill Coppage will be able to attend and help anyone out.

We have talked about having a special day for the Fairwinds so let's set July 24th as Fairwind Sunday, on the south pond from noon to 3:00. Dust them off, slip in a newly charged battery and bring that old Fairwind down to the pond to celebrate the boat that really began it all for RC clubs all over the country.

Parade of Boats

What a lovely day! Warm temperatures, overcast skies, great participation from the club members, lots of boats on display plus lots of visitors equals a fantastic day! Six boats were sold in the sellers' end of the pavilion and not long after Fred Ferris's Fairwind was sold. Here is a note from Park Manager Tiffany Bushland that summarizes the visitors experience at the Parade this year:

A gigantic thank you and congratulations to the club for an awesome event! It was great to see everyone out and enjoying the park. Your crew is wonderful, and I and the community appreciate the event you put on.

Thank you!

Tiffany

Tiffany further explained she had a difficult time getting her son out of the pavilion - he was so taken with the display. A huge thanks goes to all that contributed to make this a really special Parade of Boats! (photo by John Bishop)



For the first time in a long while we had a kids-only drawing for a boat give-a-way thanks to a donation from John Kosa:



That is Joanne Knutsen who had been at the show with her grandsons earlier in the day. Both kids submitted, one won, but Joanne explained that really they both won and will share the boat! We had a lot of submittals.

Oh yes, and we got pretty good media coverage too! Kevin Waldo was interviewed by Channel 4 and I was interviewed by Channel 5! Both interviews made it on the air. We also heard that news of our show was seen in England and on the east coast!

I had several people send me photos of the event, and I copied many from our Facebook page:



Photo by John Bishop



Not every pirate has a monkey

By Paul Veronikas:



From Ken Berger's daughter Melissa:





From Rob Nopola:




Also see Rob's youtube video of the parade including an exciting rescue from the cattails at the end of the video: <https://www.youtube.com/watch?v=kY8SDrOkArM>

Additional Parade coverage included with the following membership meeting.

At the meeting

Quite an exceptional membership meeting. The first of the later 8:00 meeting start in the summer to allow for time on the water before the meeting begins. We had several new members at the meeting.

Patrick Morvant:



Definitely a Texas boy, Patrick approached us at the parade and was looking to join the club and find a home for his amazing pusher boat. We are happy to provide a home for his boat as it is quite difficult to store in his apartment. Along with Jeff McCabe's two light houses the cage storage area is suddenly much more interesting:





What an incredible history this boat has. Built in 2014 as a training boat for training boat captains in the Washington state area. The boat operates as does the real boat. Reportedly a \$10,500 build the boat originally included a large barge that a person could actually sit in and operate the boat. Patrick rescued the boat and due to the size and his living circumstances would actually like to find a home for the boat at a reasonable sale price. He has had offers from some major entities to donate the boat to them but that is not necessarily the situation for long term preservation, use of the boat and maintaining its condition Patrick is looking for. Last it was shipped from Canada where Patrick was living, and Patrick is possibly moving back to Texas in about a year so we will have limited time with this wonderful boat. The radio is very interesting as it looks very similar to what we are all using, twin sticks, but each stick is actually two sticks, each split into a left and a right half. Patrick has traveled around quite a bit and always interested in RC boating he was amazed at the Parade show, the types and numbers of boats on display, and the venue. He stated at the meeting that we probably don't realize how special the club is and how rare it is in light of anything similar anywhere else in the world. Whew! That is a big statement and points out that our club is perhaps much more special than we already think it is.

Ken Berger



Ken is an active participant in our Facebook page. Ken comes down from the Brainerd area and has a new DF 95 boat.

Rob Nopola



Rob is also quite active on Facebook and had a great time at his first Parade of Boats. Rob posted a lot of really great photos from the parade on Facebook of which I used several in this newsletter. I highly recommend that if you are on Facebook that you take a look at all the fantastic photos and videos that have been posted.

Paul Veronikas

Paul brings another amazing boat to the club. A covid project, Paul didn't shrink at the sheer complexity of the task in building the Battleship Bismarck. This is not only an epic build, but has an epic story to go with it.





The kit itself is 1/98th scale and comes in at about 40 pounds. Another 12 - 15 pounds were added to help it sit in the water better. The kit itself has taken around 500 hours to date including installation of 3 motors and somewhere around 45 feet of wiring. The wiring was a learn-as-you-go project and included two fires that caused portions of the boat to be destroyed and reconstructed! Yikes!!! A testament to Paul's patience and perseverance for certain! Paul adds that the model kit itself was not that expensive, and maybe even cheap compared to the additional \$1,700 in electronics - so far. The lighting was quite spectacular and will have quite a presence at Light House Night. The boat is still a work in progress and Paul has plans to add servos to the turrets and a smoke generator. Paul was remarkably calm and matter of fact when telling his story at the meeting. All were suitably impressed.

Also in attendance was new member Randy Liebo. I somehow missed getting Randy's photo so I will have more on Randy in the next newsletter.

Other happenings

Rob Segal has made a very nice offer to the club. At the next meeting Rob will do a demonstration of his vinyl cutting machine, by providing lettering for anyone in the club. Here is Rob's offer:

During the July 19th meeting I will have my vinyl cutter set up in the band room and can cut vinyl lettering or stencils for boat names, registration #s, sail #s, or any other application you may have for lettering or stenciling.

In order for me to get as much done as possible for everyone, please get your artwork ready ahead of time and email it to me as soon as you can.

File types that can be used are: PNG, DXF, JPEG (JPG), BMP, GIF, TIFF, or PDF. Black lettering on white background, please. **Accompany the file with a note verifying dimensions** (both height and width, in inches) **and font used**. If you are unable to produce a file in any of these formats, I can produce what is needed from a simple sketch if you can specify font and dimensions. I can easily adjust to fit desired dimensions as well, for instance if you wish your lettering were a bit taller without getting wider to fit your transom better, just mention that in your notes regarding dimensions. Want a Chris Craft or other logo? If you can find a decent image on the web, just send that along with dimensions.

Vinyl lettering, or stencil? I need to know if you want vinyl lettering to apply directly to your boat, or a low tack adhesive stencil to use to paint your lettering. Lettering is easy to apply, but painted stencil lettering is thinner and isn't limited to available vinyl colors.

I will have stencil material with me, along with a few basic vinyl colors: White, Black, some "chrome" silver, and some "gold leaf". If you want lettering in other colors, 12"x12" pieces of Oracal 651 vinyl can be purchased at Michaels for under \$2/sheet. (see attached photo) Just purchase the color you like and bring it to the meeting. I'll also have transfer paper and tools for "weeding" the vinyl once cut.

Feel free to email me with questions- more than likely we can do whatever you can dream up as long as there is enough lead time to set up the files!

Vinyl at Michaels-



“Tecumseh Turtle” was stenciled in yellow enamel, Chris Craft logo stenciled in silver paint.




Chris Craft logo cut in “chrome” vinyl, registration #s in white vinyl



You can email Rob at:

Feather Banner/Flag

You might be asking “how did that feather banner come out?” Are you ready for yet another story? There are stories everywhere this year! Even the simple things end up with a story. I had completed the graphics and shopped around for prices to do a double sided feather flag. The final situation was I ordered an overall 9 foot tall flag. The order I approved indicated top to bottom it was 8’ 8” tall. When I picked it up I tried to set it up in the store but quickly the ceiling was not tall enough. Something was different:



Any guesses what is different? It is almost 14 feet tall!! But very, very cool, and when you set it up outside, first time at the parade, it doesn't seem as enormous as it is. A first class item for sure! But wait ----- there is more! A few days after I picked up the flag I got a call from the store. Lily tells me that she made a mistake (well yes, I would say in our favor), she ordered two of them instead of just one, and would we like the second one for half price? Well, yes! So we have two of them! You will also see it deployed at the White Bear Lake show coming up below.

White Bear Lake Classic and Vintage Boat Show

The White Bear Lake show started out like several of the shows have, anticipating rain. And it looked like it was going to rain in the morning but did not end up that way at all. Very pleasant warm day with an overcast sky so you did not need to seek shade or worry about sun burn. As always there were lots of new and interesting boats, some from previous shows and one very large boat that had been previously displayed for restoration and now completed. The nice thing about this particular show is that all the boats, except for one this year, are on land so you can stand right next to them, touch them and peer inside. Here is the club display at the show:



Lots and lots of visitors, makes the day go by quickly. The show is best shown in a slide presentation which we will save for a future meeting, but here is a preview:



This boat should seem familiar to you. After this photo was taken they displayed a model of the boat on the bow. There was one more at the show too:



That is correct, it is Richard Dahlquist's spectacular boat that is always displayed in the foyer of the pavilion at the Parade of Boats. You can't see it in the photo of the club setup but it is behind the people looking at it just left of the white tent/awning. The real boat was spectacularly finished similar to the models.



This is the boat that was displayed at previous shows prior to restoration, but is now completed. Built by Johnson Boat Works in White Bear Lake it is a 38 foot motor launch. It eventually ended up in St. Petersburg Florida, recently returned to White Bear Lake for the restoration.

On the water was the incredible Bootlegger:



The engine was worthy of display on its own:



The boat was absolutely stunning!

When talking to many of the boat owners it was interesting that most were also going to have their boat at the upcoming Alexandria show and the Lake Minnetonka show this fall, so we will be seeing some of these boats again, this time on the water.

What Else?

David Giovannini from Aberdeen South Dakota included this photo of his Canterbury J in the ODOM group forum:



Nice looking pond and maybe not what you would expect in South Dakota?

Discontinue Newsletter Delivery?

It is time for me to purge the email addresses in the email group I use to send out the newsletter and make other contacts on behalf of the club. The list of members in the group is quite large and well beyond the current membership. If you are a current member of the club you are on this list automatically. If you are not a current member that is not a problem at all, I am more than happy to keep you informed of the club activities and especially receiving the newsletter. I am sure that there are recipients that have not maintained an interest in the club so that except for the current club members this will be the last newsletter and communication that anyone else on the list will receive unless you send me a return email requesting to stay on the list. Again, I am more than happy to keep anyone in the group as it is no expense to the club at all and I enjoy sharing all that goes on with anyone. Be sure to send a note if you are not a current member but want to stay in the group to receive newsletters and other correspondence.

Charlie

This is our boy Charlie:



I have mentioned before that there is no one that enjoys the club as much as our Corgi. At the ponds he loved to cruise down the walk adjacent to the pond to visit. You might even have gotten a bump from his nose, but maybe he didn't stop for a pet because - hey, we are guys and don't need to get too mushy, unless you had something to eat! But Charlie also had, for a short time, a special function of his own devising:



He loved going to meetings. At this one he waited, watching, for anyone walking up to the meeting room, met them in the hallway and escorted them into the room, then returned to his station to await the next person. It didn't matter if you were a dog person or not, you got greeted and escorted. You can't make this stuff up. Being almost 15 years old, having his health problems and just being an old boy, he went home on June 24th. We will always remember how much fun he had being part of the club.

Hats

We have just a few hats remaining for members only. \$12.00 each and a bargain, these are mesh ventilated and very, very nice quality. Stored in the cage cabinet. Pay Julia.



Coming up

- Alexandria Classic Boat Show, Saturday, July 9th
- Membership meeting, Tuesday, July 9th (starts 8:00 starts for summer)

John Bertelsen
Commodore
Edina Model Yacht Club



Vice Commodores: Gary Tschautscher, Tim Crain, Rob Segal
Treasurer and Membership: Julia Moen
Sailboats: Tony Johnson
Scale Modeling: Kevin Waldo
Fast Electrics and Website: David Petrich
Zoom Meetings, EMYC and ODOM Forums: Gary Tschautscher
DF 95 forum: Burt Fischer
Dry Dock Party: Terry Bertelsen
Face Book: Richard Dahlquist, Todd Moen