



SAIL & SCALE

NEWSLETTER OF THE EDINA MODEL YACHT CLUB

August 1996

Volume 5, Number 8

Commodore's Corner: August is always a great month for boating, the weeds are almost under control, the mosquitos are gone (?? Ed.) and there are many events to test your skills. Two big events to note are Lighthouse Night (8/11) and the Autumn Big"E" (8/24). I hope you're having fun...see you at the pond!

Jeff McCabe

Handicap Boating: Kudos to all who showed up for this annual event. Even though our guests arrived about forty five minutes late we still outnumbered them by quite a few. It is the one occasion during the year when we try to give back just a bit to the park and city of Edina for their support during the other 364 days.

What's The Meeting?: Advanced Modeling. It's a sizable topic. We plan to cover such things as channel expanders, water cannons, special batteries, voltage regulators, construction details such as railings and fittings and anything that strikes your fancy. Projects will be on display for inspection, and builders will be in attendance to answer your questions.

Sad News: The club has received the following note: "Dear Friends,

It is with deep regret that I must inform you that my husband, Johann Brentrup passed away on July 9. You folks were so kind to him when he was ailing and still wanted to sail his boats. He so enjoyed your company.

Please remove his name from your roster.

Sincerely, Erna Brentrup"

Even when Johann was not feeling up to par, he was always cheerful and had a broad smile for everyone. That grin will be missed by all of us who knew him.

Fairwind Regatta: Can't get enough Fairwind action in town? Gene and Edie Stecker of the Millpond Marauders are going to host an invitational regatta on Saturday, Aug.17th at 2:00PM at Appleton Memorial Park in Wisconsin. Jeff McCabe has directions and a map to and of the park if you are interested. Jim

Chicago Hol: Doug Campbell and Dan Proulx trucked on down to the windy city over the weekend of July 27/28 to get in a bit of serious fast electric racing. No trophies to report, however the guys put on a pretty respectable show and intend to go again.

Picnic & Lighthouse Night: Once again, your newsletter should have arrived at your doorstep a few days early. It should serve as a late reminder of two events taking place this coming weekend...the Club

Picnic on Saturday, Aug.10th and Lighthouse Night on Sunday the 11th. Come and join in the fun!

Address Change: Airtronics has moved. Their new location is: 15311 Barranca Pkwy, Irvine, CA 92718.

Builder's Corner: Star Brite is marketing a new sealant called *Liquid Electrical Tape*. Available in red, black, green, white and clear, it should be just the ticket for covering and sealing those open electrical joints that are just waiting to short out in most of our boats. It should also help satisfy the requirement to waterproof your boat's electronics as was discussed at last month's meeting. Putting a thin layer over the seams and screw holes on radio cases and servos comes to mind. One ounce retails for \$4.25, four ounces for \$5.95.

A branch of *Metal Buyer's Mart* opened in June in Maple Grove. Sheet, rod, tube and bar stock in brass, aluminum, stainless, etc. are available. Take Hwy 169 north to 85th Ave. North (1 3/4 miles north of Int. 694). Turn west (3/4 mile) to Monticello Lane then north to the store located at 8710 Monticello Lane, Maple Grove, MN 55369. Hours: 8-5, Mon.-Fri. [redacted] for information or a catalog.

To The EMYC Board: This is in regard to the open letter in the last newsletter. Tuesday evening of the Handicap sailing event there were 4 Board members in attendance. This was my first Handicap sailing event. It gave me great satisfaction to be able to give a few hours of my time to these people, to see the smiles on their faces and the joy it was for them to be able to play with the boats. I felt bad that some of the Board members of EMYC showed no interest in participating in this event. As I recall, the article in the newsletter spoke about our actions as a club. I feel before we throw rocks from inside our glass houses we should look at ourselves. We have all made mistakes but let's learn from our mistakes and make our club the best it can be. Respectfully, D.Ulmer

Under Construction: The final phase of the Centennial Lakes project is upon us as a seven story office building is about to rise south of 76th street. I wonder what the new southernmost pond will look like?

Nominations Already: Start searching out potential nominees for club offices. Nominations will take place at the September membership meeting.

Deadline: Please submit items for insertion in the September newsletter by the 3rd of the month. Thanx!

Membership Meeting, 6/18/96: 25 members in attendance. Meeting opened by J.McCabe. New members in attendance announced themselves. D. Campbell announced electric regatta to be held on Jun.23. J.McCabe announced the Minnetonka Boating Festival to be held on June 29. J.McCabe announced the Handicapped boating event will be on Thursday, July 11, from 6:00 to 7:00PM. On the Parade of Boats: everyone had good comments on the Parade. Time duration was also mentioned to be good for people. D. Campbell mentioned that Bill Bach said it would help him a lot if he had the member's boat card when he talked about their boat during the event. D.Bros mentioned about inviting vendors at the next Parade. J.McCabe said he would bring it up with the city. Splash!: unknown at this time whether the club will be participating in the event. J.McCabe will inquire on this also. J McCabe asked for volunteers for the August picnic. D,Ulmer volunteered. Meeting adjourned. Show and tell and a sailing basics discussion followed..

Doug Campbell

Membership Meeting, 7/16/96: 22 members in attendance. Meeting opened by J.McCabe. He asked that new members introduce themselves, 3 new members did so. Jeff thanked those who helped

out at the handicapped sail and that it was a good turnout. Dave Ulmer announced that the all sailboat regatta was coming up that weekend. Questions were brought up about the bad weed conditions at the south pond. Jeff said he had talked to the city. The city told him that the company who takes care of the weeds is behind but will get to the pond shortly. Dan Proulx mentioned the weed situation at the north pond was not too bad. Jeff said the city asked the EMYC if they wanted to be at this year's "Splash" - they would provide a booth for the club. Jeff asked for any volunteers to man the booth during the event. John Bishop announced that on Sunday August 11th, the Sousa Band plays at the south pond starting at 7 pm. The city asked the club to have an open boating session during that time. The lighthouse will be set up for the event. Jeff said that the club picnic will be on the day before (Aug.10th) on the lawn area at the south pond. Jeff asked for potential volunteers to setup the Dry Dock Party. Regular business adjourned.

Dan Proulx and Doug Campbell talked about their upcoming trip to Chicago to participate in an electric boat race sponsored by MRP. Doug Campbell talked about general waterproofing techniques and repairs.

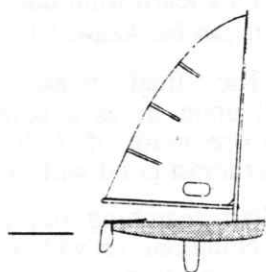
Doug Campbell

Schedule of Upcoming Events

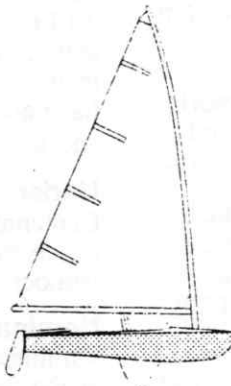
	Every Sunday	Open Boating	4:30PM - 9:00PM	
	Every Tuesday	Open Boating	5:30PM - 9:00PM	
	Every Thursday	Open Boating	5:30PM - 9:00PM	
Aug.	10th (Sa)	All Club Picnic	South Pond Lawn	4:00PM - 8:00PM
	11th (Su)	Lighthouse Night	South Pond	7:00PM - 9:30PM
	17th (Sa)	Stecker Regatta, Appleton, WI	Memorial Park	2:00PM - 6:00PM
	18th (Su)	Marblehead Regatta	South Pond	4:30PM - 6:30PM
	20th	Memb. Meeting (Advanced Model.)	Centrum Bldg.	7:00PM - 8:00PM
	24th (Sa)	Big "E" Autumn	South Pond	1:00PM - 3:00PM
	25th (Su)	Fairwind Regatta	South Pond	2:00PM - 4:30PM
Sept.	8th (Su)	Fast Electric	South Pond	2:00PM - 4:30PM
	15th (Su)	Marblehead Regatta	South Pond	2:30PM - 4:30PM
	17th	Memb. Meeting (Nominations)	Centrum Bldg.	7:00PM - 8:00PM
	19th	Light Up The Lake	South Pond	7:00PM -10:00PM
	28th, 29th	St. Louis Admirals Regatta	Union Station	All Day - Both Days
Oct.	13th (Su)	Columbus Day Regatta	North Ponds	1:00PM - 4:30PM
	15th	Membership Meeting	Centrum Bldg.	7:00PM - 8:00PM
Nov.	9th (Sa)	Dry Dock Party	Centrum Bldg.	6:00PM -11:00PM
	19th	Memb. Meeting (Swap Meet)	Centrum Bldg.	7:00PM -10:00PM

Name The Ship Contest:

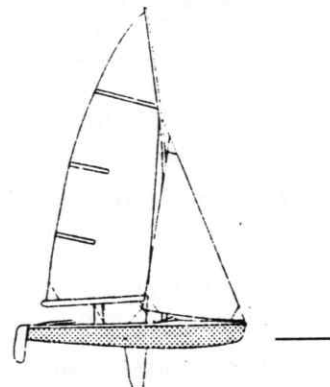
#6



#7



#8



For Sale: Mary M. Carter, [redacted] has several boating items to dispose of. Two that may be of interest are the Sterling kit of the "American Scout" C2 Freighter for \$75, and the Scientific kit of the "Robert E. Lee" steamboat for \$50.

Boat Lighting:

by John Bishop

It's still not too late to add lights to your favorite boat for summer running and our August 11th "Lighthouse Night" event. The following information will show you how.

First of all, we'll start things off simple and offer you the following option. If you want a completely painless installation, RAM sells a navigation light kit (RAM15) for about \$14. It requires only a 9 volt battery, a few well-drilled holes, and about one hour of your time. Provided you haven't drilled too deep, you'll be up and running in no time at all. Contact your local hobby shop for this product.

For those of you that want to try another approach, i.e. a custom wiring project, the accompanying diagram can serve as a rough sketch on where to start. It shows a basic boat hull with an electrical overlay diagram for a four bulb system. A battery pack serves as a power source for the light bulbs. It can be either a separate battery pack dedicated to run only the lights or an existing battery pack that runs other items within the boat. A simple on-off switch is located just down line from the positive terminal from the battery pack. It acts as an electrical device to open and close the circuit. From there, a wire continues and serves as a common distribution source for power to the bulbs. Since each bulb has two wire leads, one wire from each bulb must be connected to this common distribution wire. The other wire from each of the other four bulbs is now connected to a common wire secured to the negative terminal of the battery pack. Note that the wire leads from direct current (DC) bulbs do not have any specific electrical orientation and can be wired in either direction. The diagram displays the four bulbs being wired in a "parallel" configuration. This produces an arrangement where each bulb receives the full voltage from the battery pack and if one bulb burns out, the others will continue to illuminate, making a repair much easier. To simplify the wiring process, select bulbs and battery packs that are compatible, i.e. 12 volt bulbs connected to a 12 volt battery pack.

Although this may seem somewhat complex, the diagram should help in simplifying things. We're dealing with low voltage and low current components here, so even if you do something incorrect, there won't be any explosions.

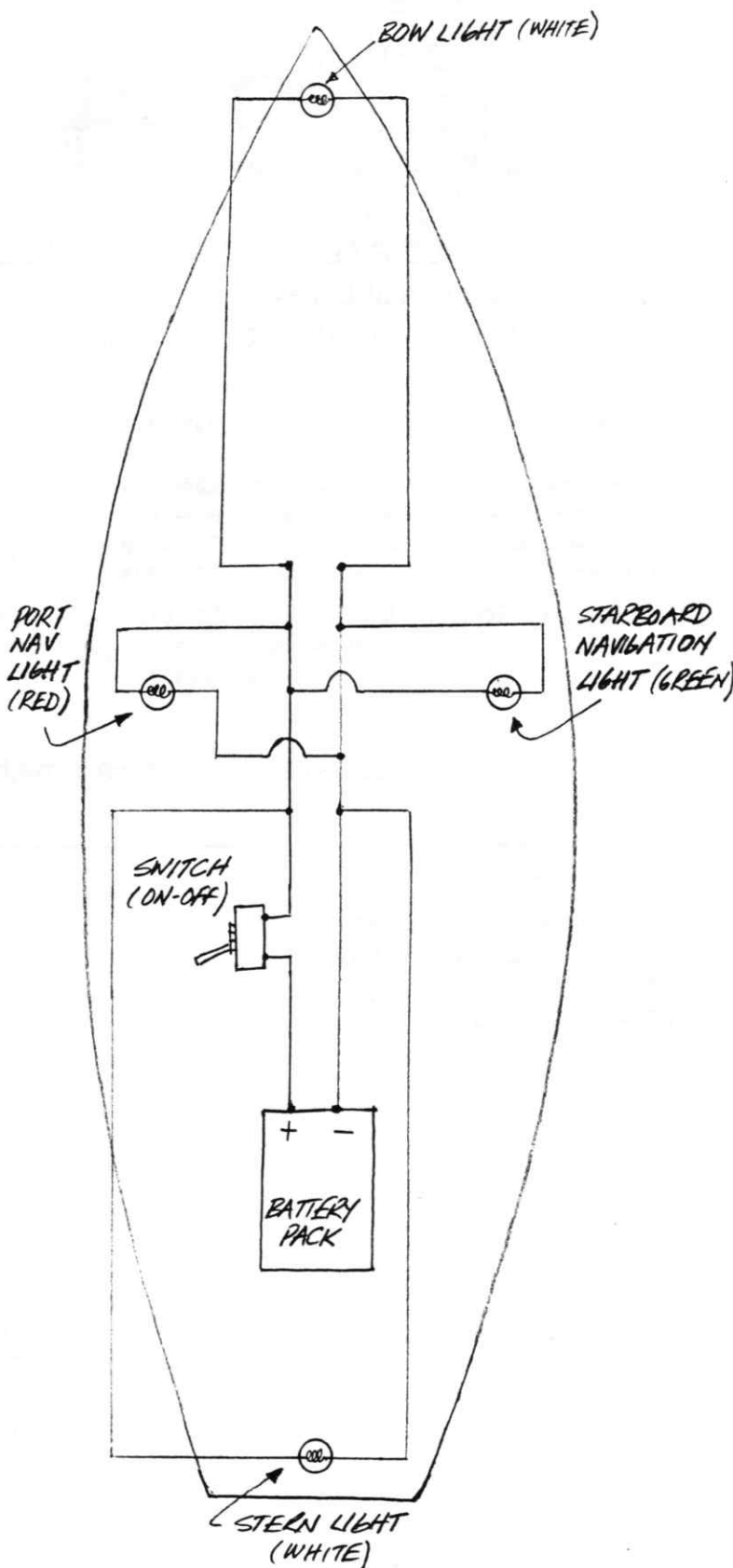
Where can I get help? Call John Bishop [REDACTED]

[REDACTED] and I'll try to answer your questions.

Where can these items be purchased? Battery packs; Local Hobby Shops, Axman Stores, ABC Electronics, ACME Electronics, Batteries Plus. Bulbs; Local Hobby Shops, Radio Shack Stores, Scale Model Supplies, ACME Electronics, ABC Electronics.

(Miniatronics, 561-K Acorn St. Deer Park, NY 11729

[REDACTED] markets some excellent bulbs suitable for our use. Their catalog is just one buck. They have been available in the past at Scale Model Supplies, 458 N. Lexington, St Paul, Ed.)



MODEL BOAT WIRING DIAGRAM

August Meeting Notice:

(Third Tuesday of the Month)

Tuesday, Aug. 20th

7:00 P.M.

**Centennial Lakes
Centrum Building**

Commodore:	Jeff McCabe
Vice Commodore	Dave Bros
Vice Commodore	Doug Campbell
Vice Commodore	Mikio Kiriara
Vice Commodore	Dan Proulx
Treasurer	Gary Phillips
Newsletter Editor	Jim Smith

EDINA MODEL YACHT CLUB
CENTENNIAL LAKES CENTRUM
7499 FRANCE AVENUE SOUTH
EDINA, MN 55435

First Class